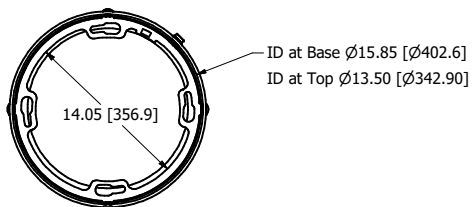
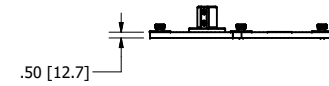
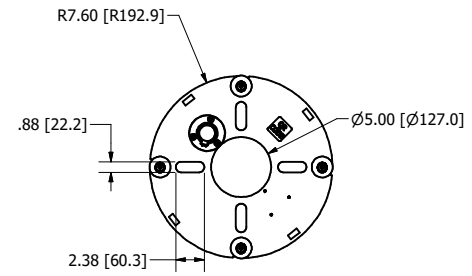

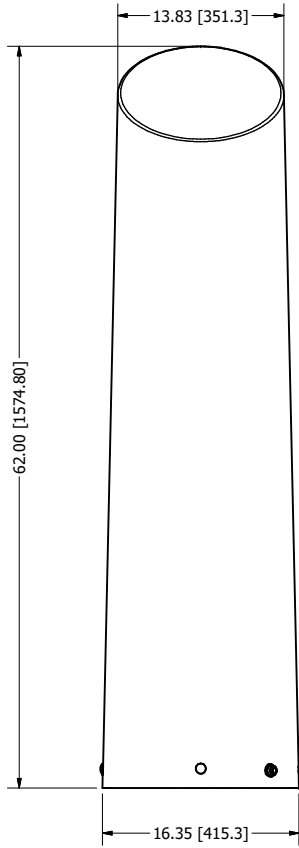
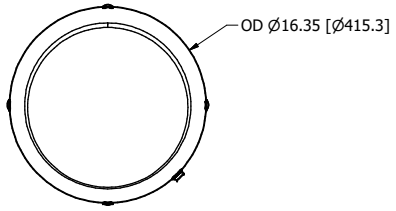


PARTS LIST		
ITEM	QTY	DESCRIPTION
1	1	Locking 3036 Bollard Tube Assembly
2	1	Anchor Base Assembly
3	1	Horizontal Mounting Plate
4	1	Right Angle Bracket
5	3	Clamping U-Bolts
6	2	Hose Clamps
7	1	T-Bar Bracket
8	4	No. 8 - 32 - 1/4 Screws
9	4	Plastic Washers
10	1	1 Inch Steel Pipe
11	4	1/4 - 20 - 1/2 Screws
12	4	1/4-20 Nuts

COLOR CODES	
SKU	Color
3036-00-BK	Black
3036-00-GY	Gray
3036-00-FGN	Forest Green
3036-00-WH	White
3036-00-LTGY	Light Gray
3036-00-BN	Brown
3036-00-BZ	Bronze
3036-00-BG	Beige Gray
3036-00-CC	Custom Color

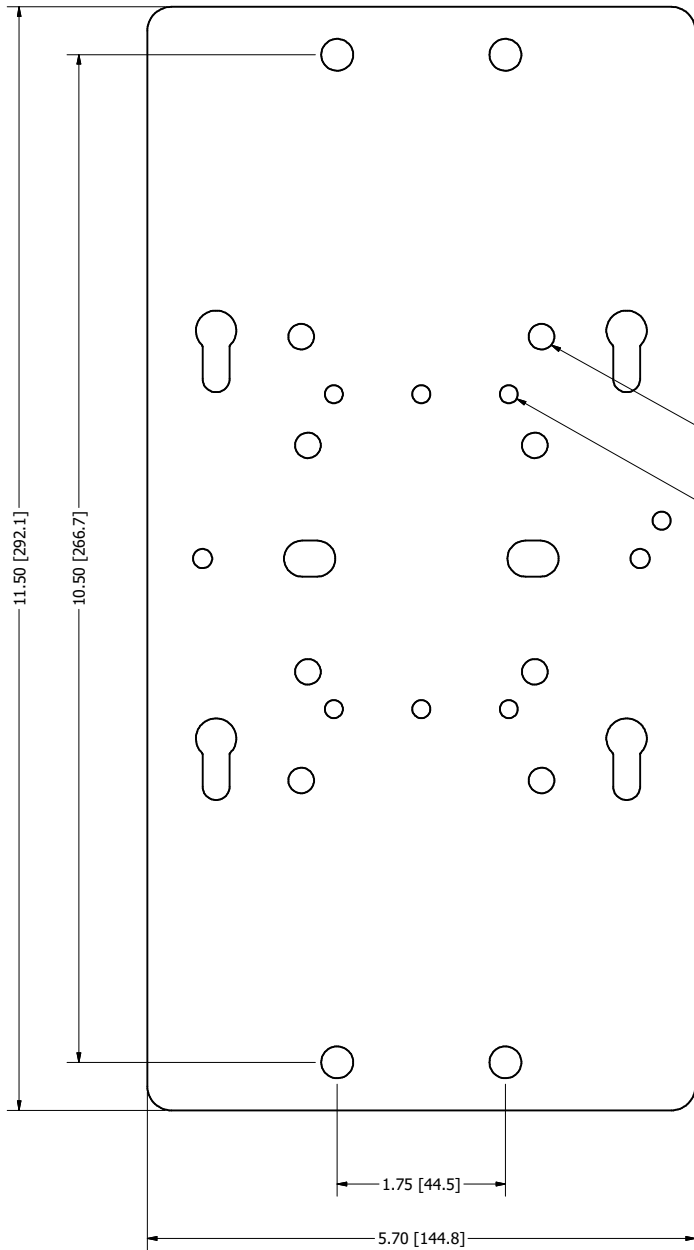
Oberon, Inc. - 1315 S. Allen St. - State College, PA 16801		
TITLE		
Model 3036-00-XX Bollard		
SIZE	DWG NO	DATE
C	Model 3036-00-XX	12/21/2023
SCALE	SHEET 1 OF 4	



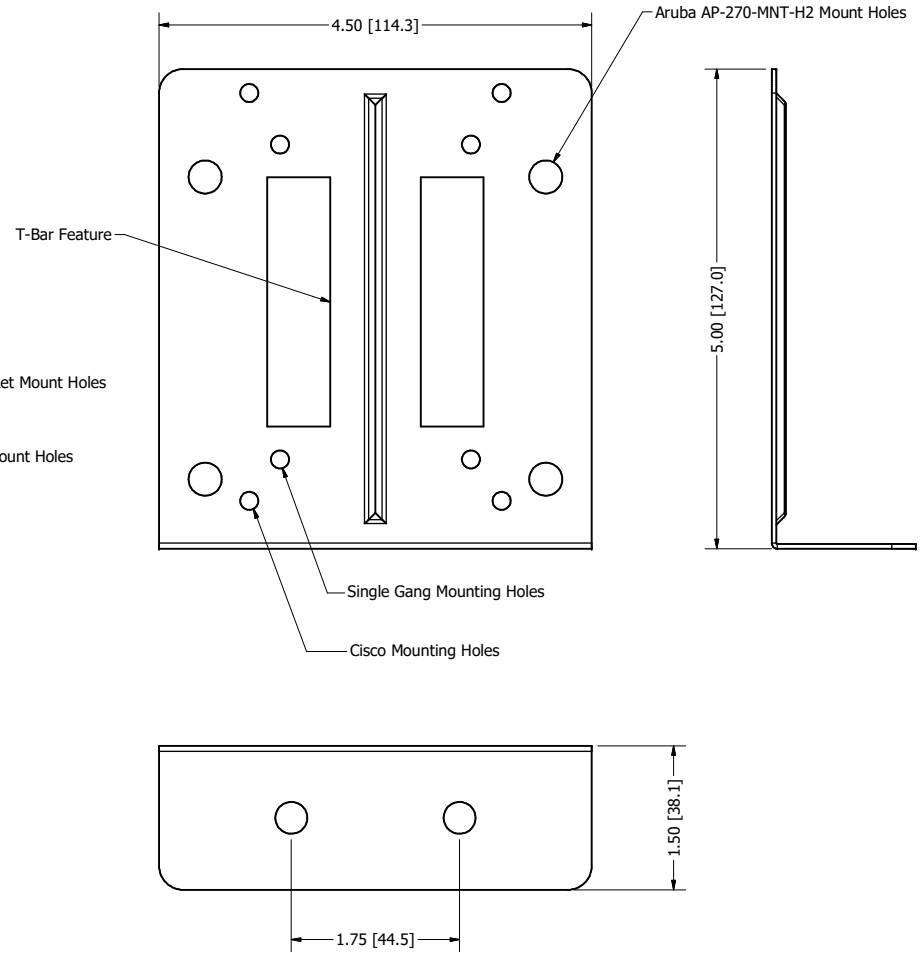
Oberon, Inc. - 1315 S. Allen St. - State College, PA 16801		
TITLE		
Model 3036-00-XX Bollard		
SIZE	DWG NO	DATE
C	Model 3036-00-XX	12/21/2023
SCALE	SHEET 2 OF 4	

INCLUDED MOUNTING BRACKETS:

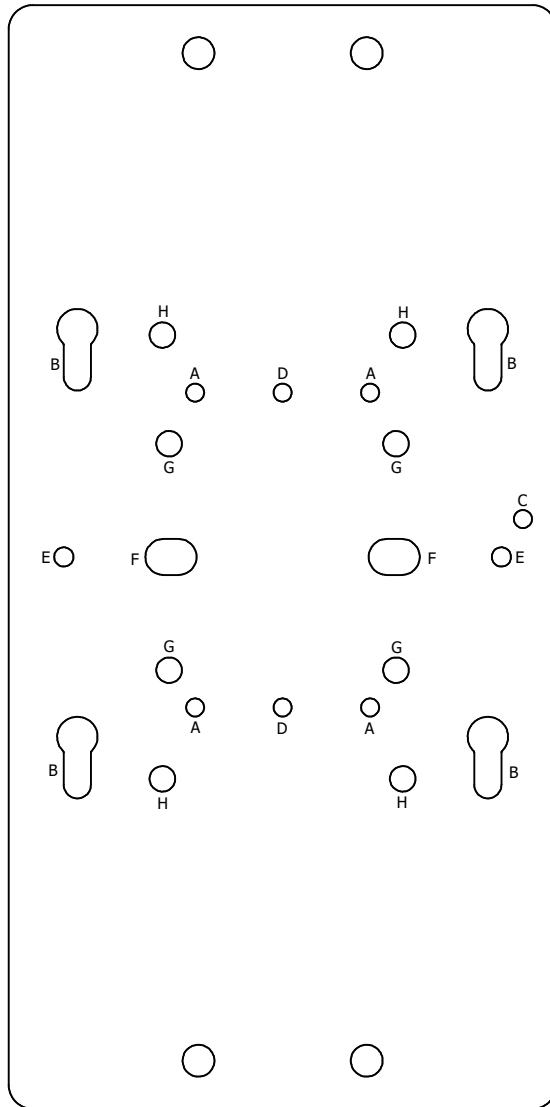
Horizontal Mounting Bracket



Right Angle Mounting Bracket



Oberon, Inc. - 1315 S. Allen St. - State College, PA 16801			
TITLE			
Model 3036-00-XX Bollard			
SIZE	DWG NO	DATE	
C	Model 3036-00-XX	12/21/2023	
SCALE	SHEET 3 OF 4		



MOUNTING HOLE LEGEND

- A: Cisco AIR-BRACKET-2
- B: Cisco Mounting Feet Direct Attach
- C: Cisco Locking Screw
- D: Single Gang Mounting Spacing
- E: Aruba 5XX Series Direct Mount
- F: Cisco 9124AXI Direct Mount
- G: Cisco 1532 & 1562 Direct Mount
- H: Cisco AIR-BRACKET-1 Direct Mount

Oberon, Inc. - 1315 S. Allen St. - State College, PA 16801			
TITLE			
Model 3036-00-XX Bollard			
SIZE	DWG NO	DATE	
C	Model 3036-00-XX	12/21/2023	
SCALE	SHEET 4 OF 4		