


RMR® Floor-Mount Enclosures

RMR® Floor-Mount Enclosures provide NEMA Type 4, 4X or 12 protection for large electronic components and controls that require sturdy mounting. Floor stands elevate the enclosure above the floor for added clearance and easier cable access.



NEMA Type 12

NEMA Type 4X

ADVANTAGES

- ➔ Continuous formed-in-place foam gasket technology and stainless steel option meet NEMA Type protection ratings
- ➔ Floor stands provide additional clearance and easy access to bottom of enclosure for cable entrance and additional protection
- ➔ CPI Product Designer, free online configurator, allows quick selection of sizes and design configurations to match most requirements
- ➔ Solid, removable mounting plate (ordered separately) provides maximum mounting space for electrical controls and instrument equipment
- ➔ Various accessories support indoor or outdoor use



KEY FEATURES

- CPI Product Designer tool quickly configures a complete kit
- Sealed with formed-in-place foam gasket technology
- Solid double door with 3-point latch and heavy-duty padlock swinghandle(s). Auxiliary ¼-turn latches are included on top and bottom of NEMA Type 4 and 4X enclosures that are 31"W (787 mm) or wider
- Three lock styles available: keyed, double bit and square
- Grounding and bonding studs and wire included on doors and frame; bonding kit sold separately
- Removable floor stand is bolted to the frame
- Powder-coated paint or stainless steel Type 304 in No. 4 brushed finish

SPECIFICATIONS

Description	Industrial control enclosure for use in indoor and outdoor applications. Protects equipment against the ingress of dust, lint and other debris, as well as varying levels of protection against liquids, including an option for an additional level of protection against corrosion.
Industry Standards	<p>NEMA Type 12, for indoor use, is mild steel and protects against dirt and dripping and light splash of noncorrosive liquid. It also meets NEMA Type 1 and 5; NEMA Type 2 with drain hole and NEMA Type 3R with drain hole and drip shield.</p> <p>Type 12 Enclosures are: - UL Listed, Industrial Control Panel Enclosures, Type 1, 2, 3R, 5 and 12; File Number NITW.E473128 - UL Listed, Industrial Control Panel Enclosures for Canada, Type 1, 2, 3R, 5 and 12, File NITW7.E473128 - UL Classified to IP 55 Degrees of Protection by Enclosures Certified to IEC Publication, EOFI.E486325 RoHS, REACH</p> <p>NEMA Type 4, for outdoor use, is mild steel and protects against dirt, rain, sleet, snow, splashing and hose-directed water. It also meets NEMA Type 1, 3, 5, 12; and NEMA Type 2 and 3R with drain hole.</p> <p>Type 4 Enclosures are: - UL Listed, Industrial Control Panel Enclosures, Type 1, 2, 3, 3R, 4, 5 and 12; File Number NITW.E473128 - UL Listed, Industrial Control Panel Enclosures for Canada, Type 1, 2, 3, 3R, 4, 5 and 12, File NITW7.E473128 - UL Classified to IP 66 Degrees of Protection by Enclosures Certified to IEC Publication, EOFI.E486325 RoHS, REACH</p> <p>NEMA Type 4X, for outdoor or indoor use, is stainless steel and protects against dirt, rain, sleet, snow, splashing and hose-down liquids, along with an increased level of corrosion protection. It also meets NEMA Type 1, 3, 3X, 4, 5, and 12 and NEMA Type 2, 3R, and 3RX with drain hole. - NEMA Type 4X enclosures are made of stainless steel Type 304 in No. 4 brushed finish.</p>
Overall Dimensions	Specific to each enclosure; see ordering information on following pages

Availability: US, Canada, Latin America, Europe and Middle East

US & Canada

+1-800-834-4969
 Toronto, Ontario, Canada
 +905-850-7770
 chatsworth.com
 techsupport@chatsworth.com

Latin America

+52-55-5203-7525
 Toll Free within Mexico
 01-800-01-7592
 chatsworth.com.co

Europe

+44-1628-524-834
 chatsworth.com

Middle East & Africa

Dubai, UAE
 +971-4-2602125
 chatsworth.ae

Asia Pacific

+86 21 6880-0266
 chatsworth.com.cn



SPECIFICATIONS

Materials and Construction	<p>Frame:</p> <ul style="list-style-type: none"> - Welded, mild-steel or stainless steel; includes (2) heavy-duty lifting eye bolts on top - Location for removable mild steel mounting plate included on the rear; plate ordered separately - Removable floor stands
	<p>Door:</p> <ul style="list-style-type: none"> - Solid double door; 3-point latch mechanism; concealed hinges - Black powder-coated, zinc die cast, heavy-duty padlock swinghandle(s), accepts .38 in (9.5 mm) diameter padlock - Bonding stud and wire included - Locks: Keyed, double bit, squared; Sealing: Formed-in-place foam gaskets
Finish	Mild-steel enclosures are painted Hammer Gray (RAL 7035), Gray ANSI 61, Black. Stainless steel enclosures have No. 4 brushed finish. Additional finish options available upon request
Compliance	NEMA Type 1, 2, 3, 3R, 4, 4X, 5 and 12; IP 55 and IP 66

NEMA Type 4, 4X or 12 Protection Ratings for Any Location

RMR Floor-Mount Enclosures by Chatsworth Products (CPI) provide exceptional material ingress protection for panel-mount networking, automation, control and instrumentation equipment in indoor and outdoor locations. Stainless steel option is available for applications that require a higher level of corrosion resistance.

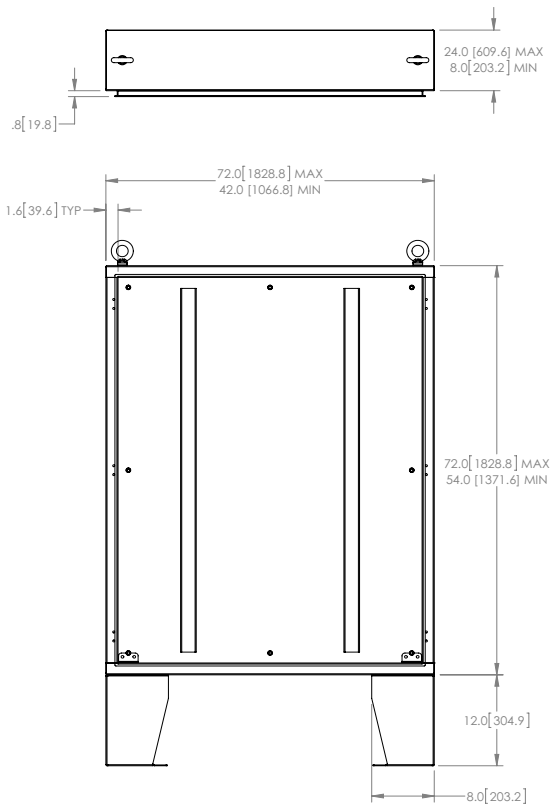
RMR Floor-Mount Enclosures feature floor stands that provide additional clearance and easy access for cable access through the bottom of the enclosure. The floor stands are bolted onto the frame and can be easily removed for relocation of the enclosure.

Eight heavy-duty mounting studs on the rear of the enclosure accept a mounting plate. The high-strength, solid mounting plate (ordered separately), attaches to the enclosure and provides a large mounting surface for equipment.

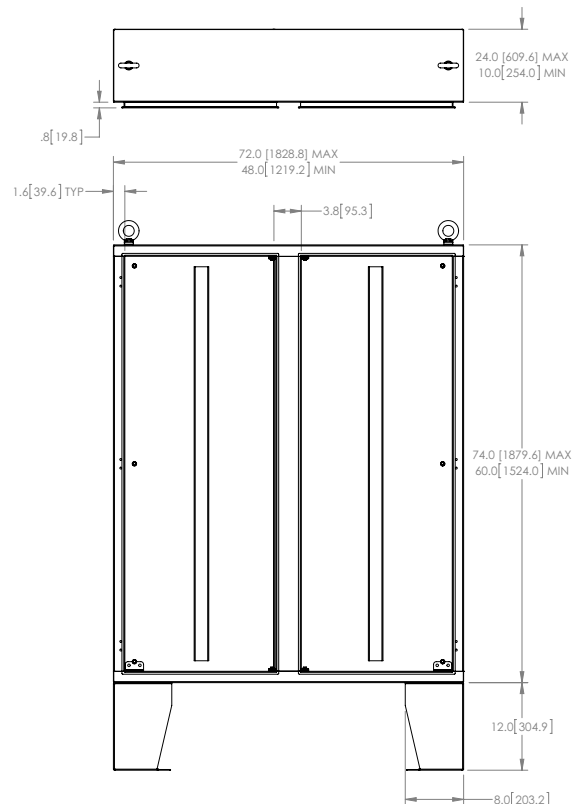
The enclosure features a solid double door with three-point latch mechanism and heavy-duty padlock swinghandle. NEMA Type 4 or 4X enclosures feature a removable center beam to maintain sealing performance between doors. Remove the center beam to conveniently mount large equipment onto the mounting plate, or to install the mounting plate with preinstalled equipment onto the frame. NEMA Type 12 enclosures feature overlapping solid double doors with three-point latch but do not include a center beam. Three lock styles are available: keyed, double bit and square.

DIMENSIONS

RMR Floor-Mount Enclosure, Type 12, with Floor Stand and Solid Double Door
(Series A04, mild steel; Series A50, stainless steel)



RMR Floor-Mount Enclosure, Type 4 or 4X with Floor Stand and Solid Double Door
(Series A05, mild steel; Series A51, stainless steel)

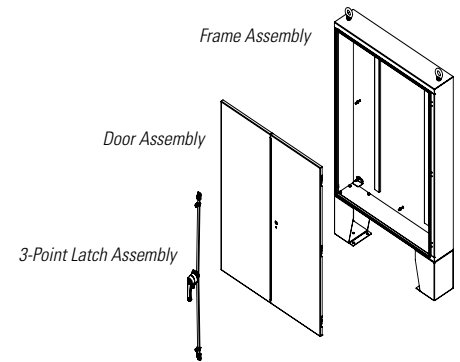
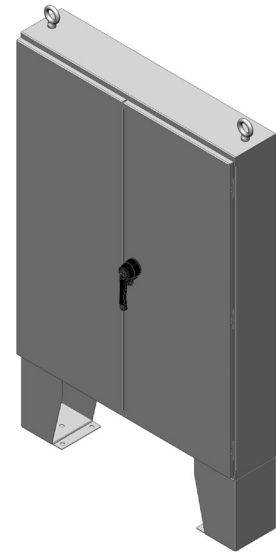


ORDERING INFORMATION

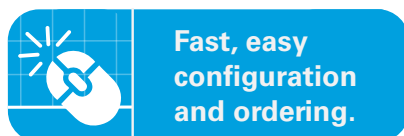
RMR Floor-Mount Enclosure, Type 12, with Floor Stand and Solid Double Door

NEMA Type 12 enclosure is for indoor use; protects against dirt and dripping and light splash of noncorrosive liquid.

- Designed for NEMA Type 12 applications. Also meets NEMA Type 1, 2, 5 and 3R with drain hole and drip shield (hole must be between 1/8" to 1/4" (3 mm - 6 mm))
- Overlapping solid double door with 3-point latch mechanism provides easy access for control plate installation
- Latch style: 3-point mechanism with heavy-duty padlock swinghandle
- 3 lock styles: keyed CH751, double bit and square
- Min and max height: 54"H - 72"H (1372 mm - 1829 mm)
- Min and max widths: 42"W - 72"W (1067 mm - 1829 mm)
- Min and max depths: 8"D - 24"D (203 mm - 610 mm)
- Removable floor stands
- UL Listed Type 12 enclosures available in welded, mild-steel enclosure with painted finish (colors): Gray ANSI 61, Hammer Gray RAL7035 and Black
- Series A04, mild steel, and Series A50, stainless steel, families of enclosures



Additional Sizes Available Online



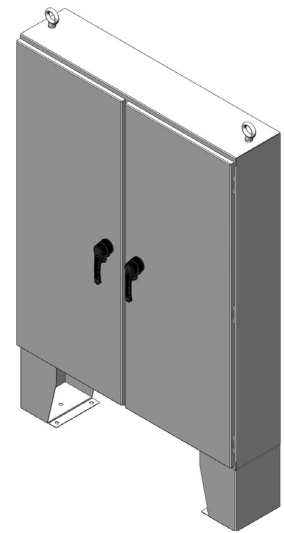
CPI Product Designer creates unique industrial enclosures quickly and easily by allowing you to select the size, features and accessories needed for a specific application. Access this tool at www.chatsworth.com/product-designer.

ORDERING INFORMATION

RMR Floor-Mount Enclosure, Type 4, with Floor Stand and Solid Double Door

NEMA Type 4, for outdoor use, protects against dirt, rain, sleet, snow, splash and hose down with noncorrosive liquid. Removable center beam provides convenient installation of mounting plate.

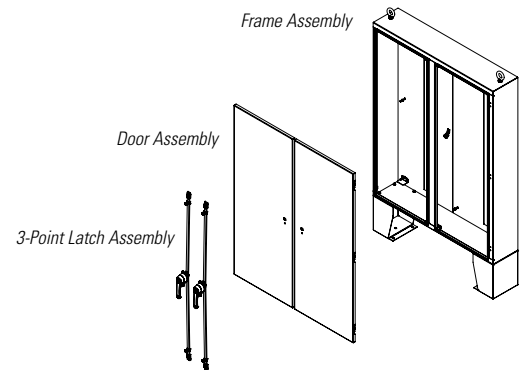
- Designed for NEMA Type 4 applications. Also meets NEMA Type 1, 2, 3, 5; and 3R with drain hole (hole must be between 1/8" to 1/4" (3 mm - 6 mm))
- Removable center beam
- 3 lock styles: keyed CH751, double bit and square
- Latch styles: 3-point mechanism with heavy-duty padlock swinghandle. Auxiliary ¼-turn latches are added on top and bottom of enclosures that are 31"W (787 mm) or wider
- Min and max height: 60"H - 74"H (1524 mm - 1880 mm)
- Min and max widths: 48"W - 72"W (1219 mm - 1829 mm)
- Min and max depths: 10"D - 24"D (254 mm - 610 mm)
- Removable floor stands
- UL Listed Type 12 and Type 4 enclosures available in welded, mild-steel enclosure with painted finish (colors): Gray ANSI 61, Hammer Gray RAL7035 and Black
- Series A05, mild steel, family of enclosures



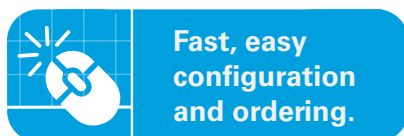
RMR Floor-Mount Enclosure, Type 4X, with Floor Stand and Solid Double Door

NEMA Type 4X, for indoor or outdoor use, protects against dirt, rain, sleet, snow, splash and hose down with an increased level of corrosion resistance. Removable center beam provides convenient installation of mounting plate.

- Provides enhanced corrosion protection from salt and certain chemicals over painted enclosure
- Also meets NEMA Type 1, 2, 3, 4, 5, 12; and 3R with drain hole (hole must be between 1/8" to 1/4" (3 mm - 6 mm))
- Removable center beam
- 3 lock styles: keyed CH751, double bit and square
- Latch styles: 3-point mechanism with heavy-duty padlock swinghandle. Auxiliary ¼-turn latches are added on top and bottom of enclosures that are 31"W (787 mm) or wider
- Min and max height: 60"H - 74"H (1524 mm - 1880 mm)
- Min and max widths: 48"W - 72"W (1219 mm - 1829 mm)
- Min and max depths: 10"D - 24"D (254 mm - 610 mm)
- Removable floor stands
- NEMA Type 4X enclosures available in welded, Type 304 stainless steel enclosure in No. 4 brushed finish
- Series A51, stainless steel, family of enclosures



Additional Sizes Available Online




CPI Product Designer creates unique industrial enclosures quickly and easily by allowing you to select the size, features and accessories needed for a specific application. Access this tool at www.chatsworth.com/product-designer.

GENERAL ACCESSORIES



Use the Product Designer to add accessories to your enclosure, or order them separately as shown below. Go to www.chatsworth.com/product-designer to select your RMR Industrial Enclosure.



Solid Mounting Plates

Solid Mounting Plates are solid metal panels that are installed at the rear of the enclosure frame. A variety of network, automation and control equipment devices can be installed onto the mounting plate for flexible support configurations.

Go to the CPI Product Designer to get the right mounting plate size automatically specified for you.



RMR Enclosure Grounding and Bonding Kit

The RMR Enclosure Grounding and Bonding Kit adds additional bonding capacity to the enclosure or to bond the optional mounting plate to the enclosure.

- Includes jumpers and hardware
- Compatible with RMR Floor-Mount, RMR Free-Standing and RMR Standard Wall-Mount Enclosures

Part Number	Shipping Weight lb (kg)
DF0023-000000-001	0.5 (0.2)



RMR Enclosure Threaded Drain Plug Kit

The RMR Enclosure Threaded Drain Plug Kit allows accumulated or condensed water to drain out the bottom of the enclosure. The drain plugs vent air out of the enclosures, helping to equalize air pressure. Install drains at the bottom of the enclosures.

- Kit includes vent drain, mesh and retaining nut
- Compatible with all RMR Enclosures

Part Number	Shipping Weight lb (kg)
DF0025-000000-001	1 (0.5)




RMR Enclosure XL Polyvent Protective Vent Kit

The RMR Enclosure XL Polyvent Protective Vent Kit provides ventilation and equalizes air pressure in the event of drastic temperature changes. Pressure equalization is essential to protect the enclosure seal from damage. Installation hardware included.

- Kit includes vent and retaining nut
- Compatible with all RMR Enclosures

Part Number	Shipping Weight lb (kg)
DF0028-000000-001	0.5 (0.2)



RMR Enclosure Door Stop Kit

The RMR Enclosure Door Stop Kit secures the door of the enclosure in the open position. It can be mounted on either left- or right-hinged doors. Includes mounting hardware.

- Kit includes door stop and mounting hardware
- Compatible with RMR Floor-Mount, RMR Free-Standing and RMR Standard Wall-Mount Enclosures

Part Number	Shipping Weight lb (kg)
DF0022-000000-001	4 (2.2)




DF0030-000000-001

LED Light Kit

The LED Light Kit provides additional lighting inside the enclosure.

- 2 types available: On-off switch or motion sensor
- Voltage: 100 - 240 V, 50/60 Hz
- NEMA 1-15P power cord

Part Number	Description	Shipping Weight lb (kg)
DF0030-000000-001	On-off Switch	0.5 (0.2)
DF0031-000000-001	Motion Sensor	0.5 (0.2)



DF0031-000000-001



RMR Enclosure Drip Shield Assembly

Required to meet NEMA Type 3R when using a NEMA Type 12 enclosure. It is used to provide additional protection against ice and rain.

Go to CPI Product Designer to configure an RMR Enclosure with Drip Shield Assembly.

Interested in learning more about our RMR Industrial Enclosures? Call us at 800-834-4969, or email Technical Support at techsupport@chatsworth.com.

